

Precision Insulation Strippers

with adapted blades

- > Form-fit stripping also of difficult-to-remove insulating materials made of PTFE, silicone, Radox®, Kapton® and rubber; multi-layer too
- > A second pair of blades holds the remaining insulation reliably in place
- > Replaceable shaped blade adapted precisely to the respective conductor cross-section
- > With length stop for constant stripping length during repetitive work
- > Blade: special tool steel, oil-hardened
- > Pliers body: steel



Precise cutting of the insulation to a complete extent



Positive stripping thanks to precise shape of the blades



12 12 02 with cable guide and length stop



12 12 02



12 12 11



12 12 13

12 12 02

- > With additional cable guide for exact positioning of the cable in the stripping area of the blade


12 12 11 / 12 12 12 for solar cable

- > Specially adapted to multilayer and Radox® insulation
- > With additional cable support for a better centring of multi-layer insulated conductors in the stripping profiles


12 12 13 / 12 12 14

- > Especially for cables in accordance with the American specification (AWG)


Maximum cable cross-section (in mm²) per profile:




12 19 02




12 19 06




12 19 10




12 19 11



12 19 12



12 19 13



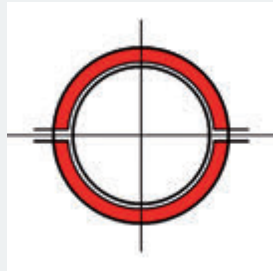
12 19 14

Radox® is a registered trademark of Huber & Suhner AG
Kapton® is a registered trademark of E. I. du Pont de Nemours and Company

Principle of operation with adapted blades


Properly and precise stripping with an annular cut through the complete insulation. This is particularly important with conductors, which must be stripped precisely.

This works without any problem even with difficult insulating materials made of PTFE, Radox® and multilayer insulations.



Precisely and reliably

Two pairs of blades (1) cut the insulation to a complete extent. Then the blade pairs move apart, and thus the insulation is removed form-fit (2). The pliers open automatically after the stripping procedure.




Article No.	EAN 4003773-	↔ mm	Pliers	Handles	Stripping capacities		AWG	Δg	
					mm ²				
12 12 02	048077	195	MM	burnished	with multi-component grips	0.03 - 0.09 / 0.14 / 0.38 / 0.57 / 1 / 1.5 / 2.08		32 – 14	447
12 12 06	049005	195				0.14 - 0.25 / 0.75 / 1.5 / 2.5 / 4 / 6		26 – 10	445
12 12 10	049012	195				2.5 / 4 / 6 / 10		14 – 8	445
12 12 11	062998	195	MM	burnished	with multi-component grips	1.5 / 2.5 / 4 / 6		16 – 10	449
12 12 12	073758	195	MM	burnished	with multi-component grips	4 / 6 / 10		12 – 8	450
12 12 13	077534	195				10 / 12 / 14 / 16 / 18 / 20		450	
12 12 14	077541	195	MM	burnished	with multi-component grips	16 / 18 / 20 / 22 / 24 / 26		450	
12 19 02	049036	1 set of spare blades for 12 12 02							
12 19 06	049043	1 set of spare blades for 12 12 06							
12 19 10	049050	1 set of spare blades for 12 12 10							
12 19 11	063001	1 set of spare blades for 12 12 11							
12 19 12	073765	1 set of spare blades for 12 12 12							
12 19 13	077558	1 set of spare blades for 12 12 13							
12 19 14	077565	1 set of spare blades for 12 12 14							

Insulation Strippers

with adapted blades

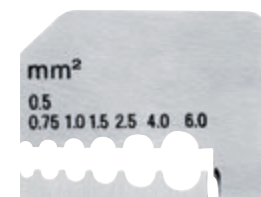
- > With replaceable blades for 4 (adapted to diameters) or 6 (adapted to cross-sections) different conductor cross-sections
- > Leave wire undamaged thanks to precision-ground blade shapes, even multi-stranded conductors are stripped gently
- > During stripping, the wire is held firmly by clamping jaws
- > With length stop for constant stripping length during repetitive work
- > A spring leads the stripper back to the starting position
- > Blade: special tool steel, oil-hardened
- > Pliers body: aluminium



12 11 180



12 11 180: wire diameter in mm



12 21 180: wire cross-sections in mm²

Article No.	EAN 4003773-	↔ mm	Pliers	Handles	Stripping capacities		AWG	Δg
					Ø mm	mm ²		
12 11 180	000792	180	MM	black lacquered	with plastic grips	0.5 / 1.2 / 1.6 / 2.0		368
12 21 180	000815	180				0.5 – 0.75 / 1 / 1.5 / 2.5 / 4 / 6		20 – 18 / 18 / 16 / 14 / 12 / 10
12 19 180	022145	1 pair of spare blades for 12 11 180						
12 29 180	022152	1 pair of spare blades for 12 21 180						